

Quellen

- Ein [Artikel](#) aus der [MAKE](#) des [Heise](#) Verlags gab den Anstoß
- MakerShop
- Creality Ender 3 Pro
- Filamentworld
- Arduino
- FreeCAD 0.18

Material

Firmware

Sketch for Download


Text

CAD

- Gehäuse Unterteil
 - FreeCAD files for Download
 - STEP-Files for Download
 - G-CODE Files for Download
 - STL-Files for Download
- Deckel
 - FreeCAD files for Download
 - STEP-Files for Download
 - G-CODE Files for Download
 - STL-Files for Download
- Drehknopf
 - FreeCAD files for Download
 - STEP-Files for Download
 - G-CODE Files for Download
 - STL-Files for Download



Gesamtsystem



unbestückte
Leiterplatten




fertig bestückte
Leiterplatte





1,8 Zoll Display,
per SPI-
Schnittstelle
angeschlossen





kompletter
Raspberry Pi




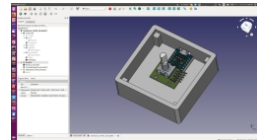
 kompletter
Raspberry Pi



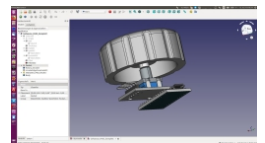
 kompletter
Raspberry Pi




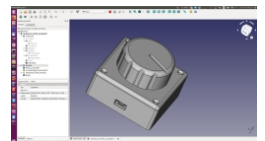
 kompletter
Raspberry Pi




 kompletter
Raspberry Pi



 kompletter
Raspberry Pi



 kompletter
Raspberry Pi

From:

<http://xn--von-thlen-v9a.de/> - **Christophs DokuWiki**

Permanent link:

<http://xn--von-thlen-v9a.de/doku.php/wiki/projekte/volume-knob/uebersicht>

Last update: **2020/04/16 19:55**

